

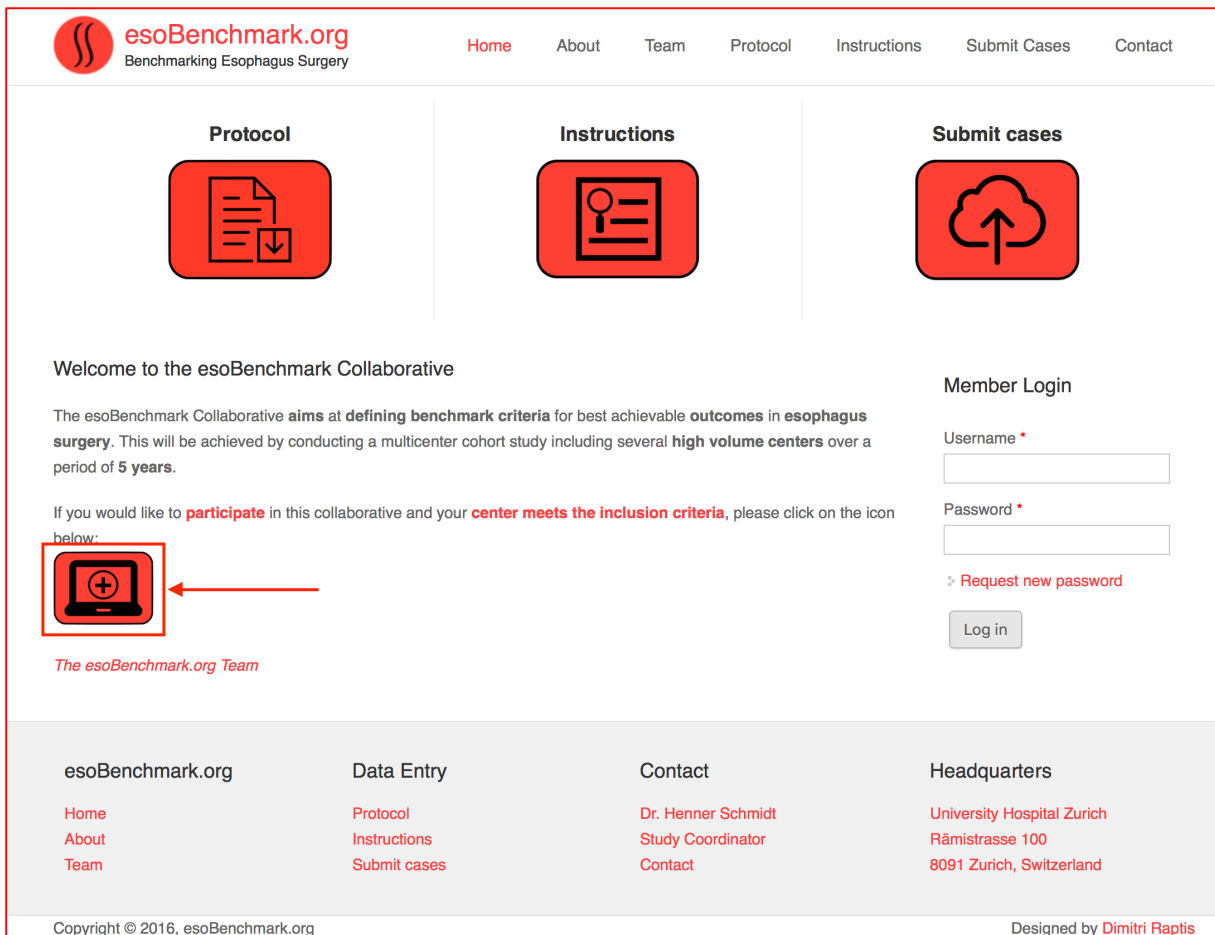
Instructions version 1

We have developed a simple and user friendly electronic **Case Report Form (CRF)** to ensure secure, easy and accurate data collection obtained from the members of the participating centers.

After visiting our **online platform**, <https://esoBenchmark.org> please:

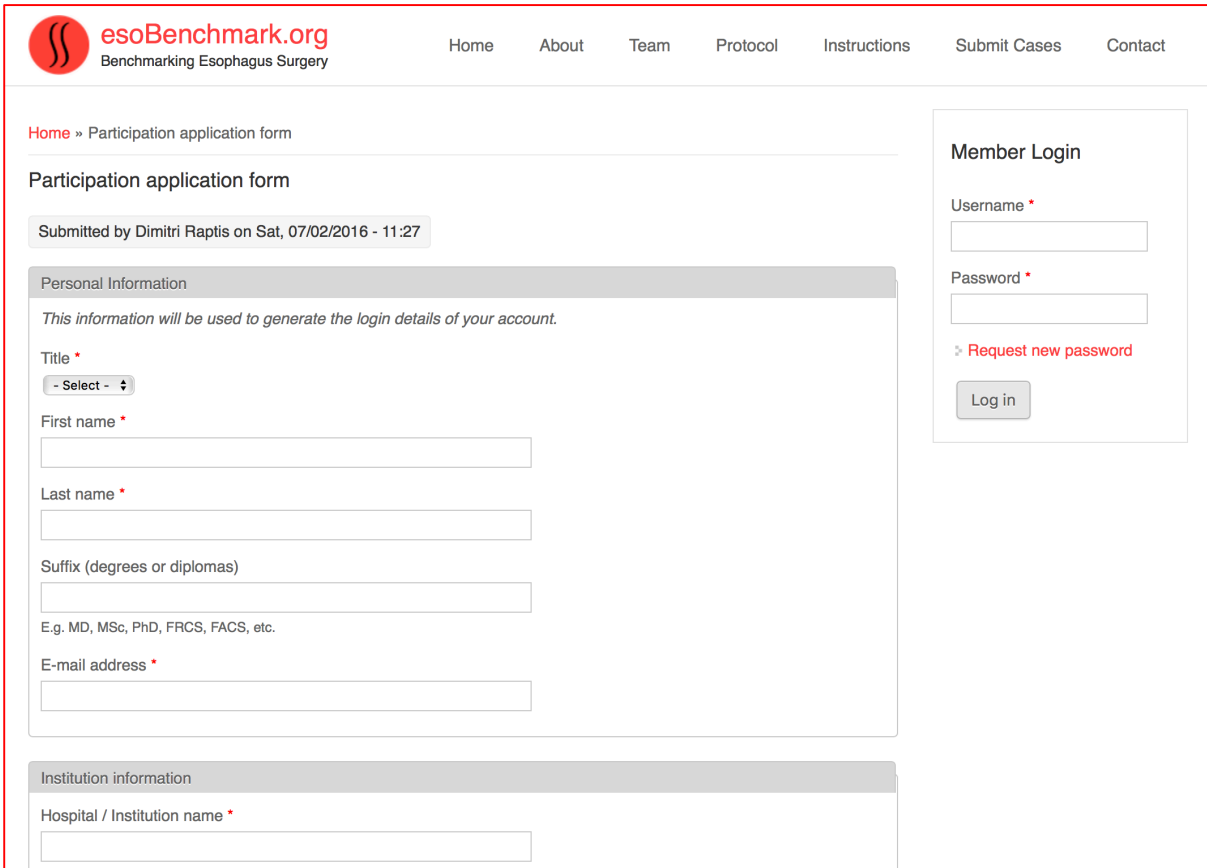
1. **Apply for participation** by completing the electronic form as shown below:

a. **Click** on the participation icon or follow the link: <https://esobenchmark.org/participation>



The screenshot shows the website interface for esoBenchmark.org. At the top, there is a navigation menu with links: Home, About, Team, Protocol, Instructions, Submit Cases, and Contact. Below the navigation, there are three main sections: Protocol, Instructions, and Submit cases, each with a red icon. The main content area features a welcome message and a 'Member Login' section with fields for Username and Password, and a 'Log in' button. A red box highlights a participation icon (a laptop with a plus sign) and a red arrow points to it from the text below. The footer contains contact information for the team and headquarters, along with copyright and design credits.

b. You will be asked to complete the **electronic participation form** shown below including your **personal and professional details**, as well as the **number of esophagectomies** performed and the **number of surgeons** performed esophagectomies at your institution in the **year 2015**. This information is very important to this study:



The screenshot shows the top navigation bar with the logo and menu items: Home, About, Team, Protocol, Instructions, Submit Cases, and Contact. Below the navigation is a breadcrumb trail: Home » Participation application form. The main heading is "Participation application form". A status message reads: "Submitted by Dimitri Raptis on Sat, 07/02/2016 - 11:27". The form is divided into two sections: "Personal Information" and "Institution information".

Personal Information
This information will be used to generate the login details of your account.

Title *
- Select -

First name *

Last name *

Suffix (degrees or diplomas)

E.g. MD, MSc, PhD, FRCS, FACS, etc.

E-mail address *

Institution information

Hospital / Institution name *

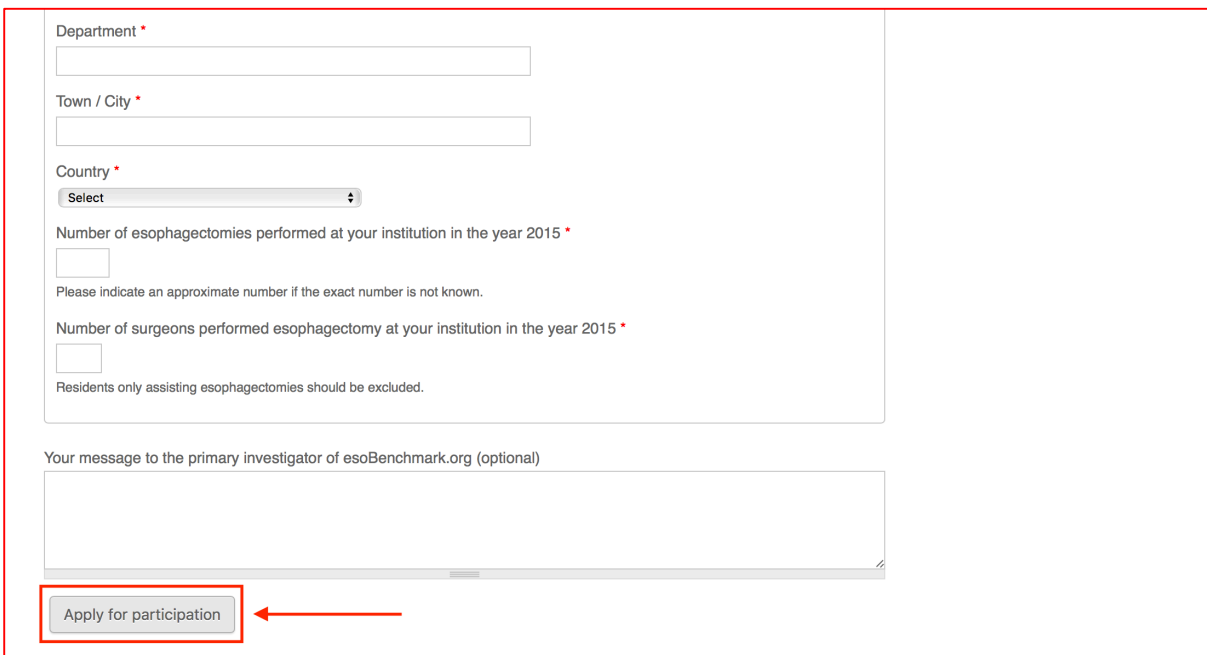
Member Login

Username *

Password *

[Request new password](#)

After having completed all fields, please click on the **“Apply for participation”** button as shown below:



This screenshot shows the bottom portion of the form. It includes the following fields:

Department *

Town / City *

Country *
Select

Number of esophagectomies performed at your institution in the year 2015 *

Please indicate an approximate number if the exact number is not known.

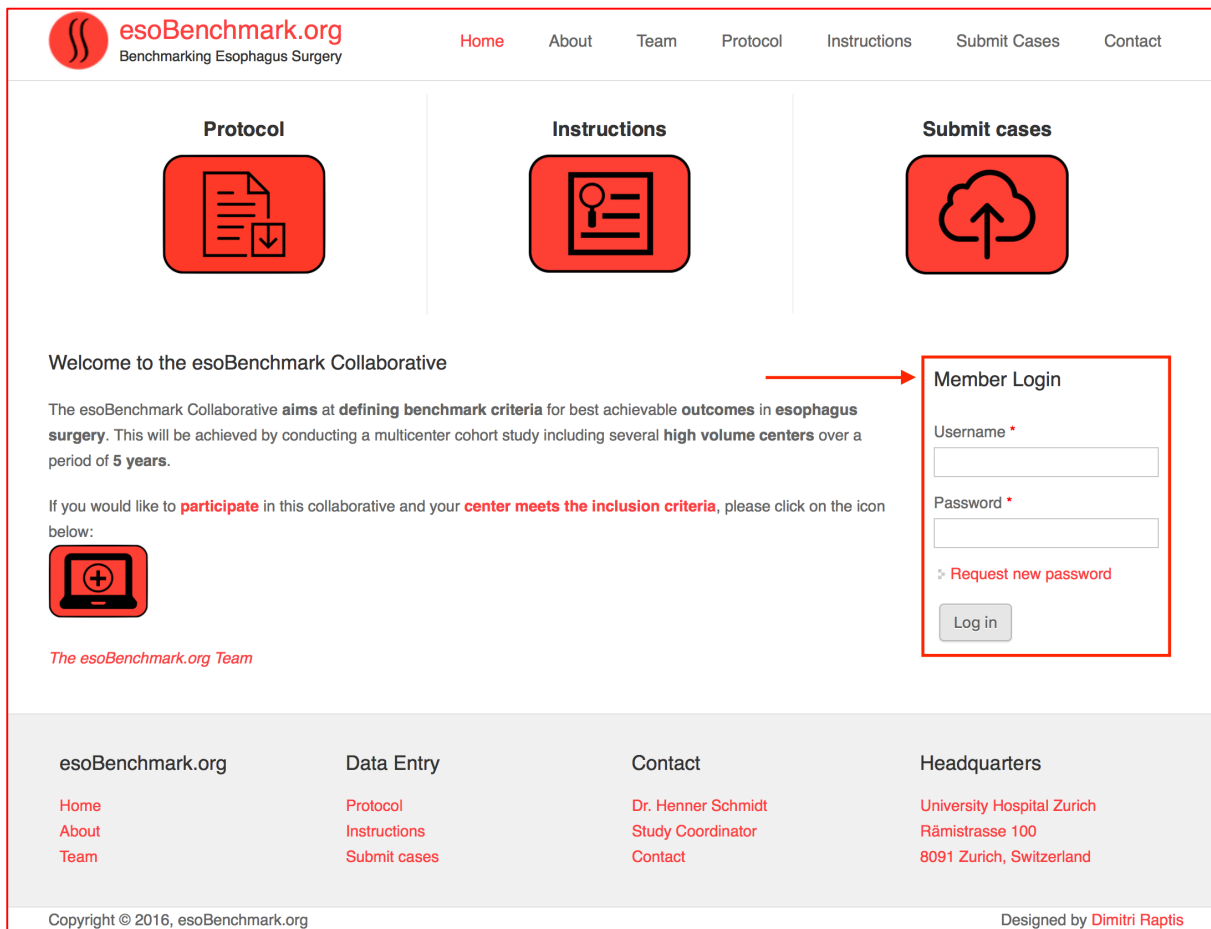
Number of surgeons performed esophagectomy at your institution in the year 2015 *

Residents only assisting esophagectomies should be excluded.

Your message to the primary investigator of esoBenchmark.org (optional)

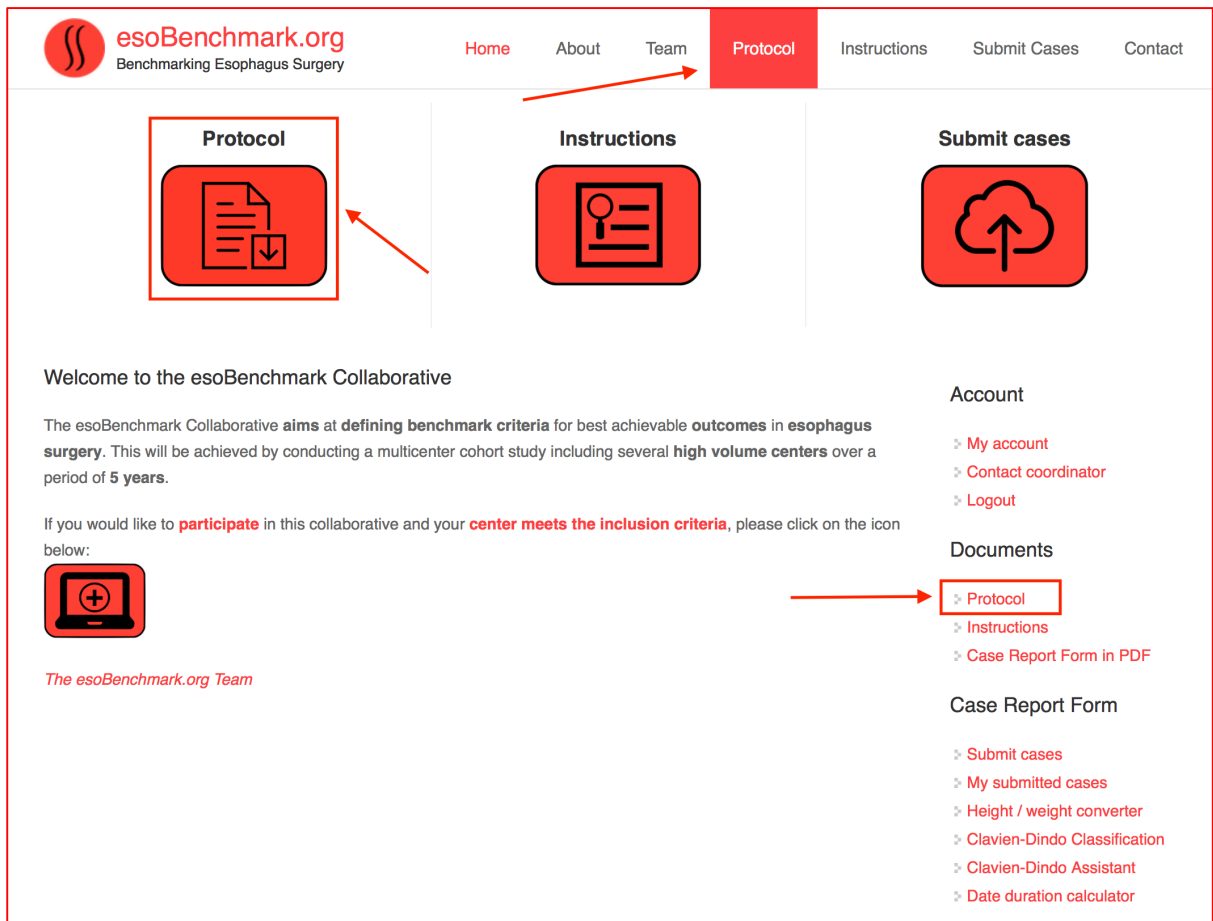
←

- As soon as we receive your application form we will create your **login** and **account details** and send them to you by **email**. This may take 4 to 24 hours. Please keep an eye on your inbox, the email will be **sent** from our **study coordinator, Dr Henner Schmidt** (Henner.Schmidt@usz.ch).
- After you receive our email, **please login** to our website (<https://esoBenchmark.org>) to access all necessary study documents and submit your cases online. To do so, **type in** your **username** and **password** (case sensitive) that was provided to you through our **“Member Login”** section available on the right sidebar of our website (see image below) or simply use the following link: <https://esoBenchmark.org/user>

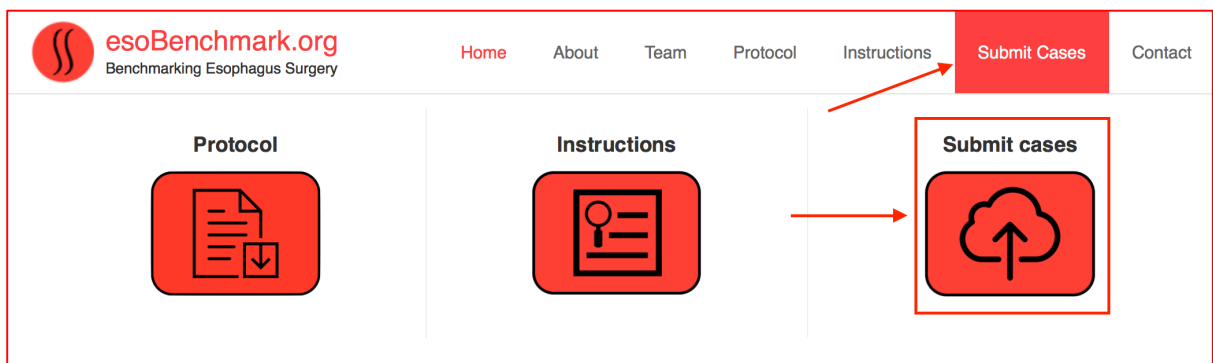


The screenshot shows the website interface with a navigation menu at the top: Home, About, Team, Protocol, Instructions, Submit Cases, Contact. Below the menu are three main sections: Protocol (with a document icon), Instructions (with a magnifying glass icon), and Submit cases (with a cloud upload icon). The main content area includes a welcome message, a description of the collaborative, and a call to action to participate. A red box highlights the 'Member Login' section on the right, which contains fields for Username and Password, a 'Request new password' link, and a 'Log in' button. A red arrow points from the 'Member Login' text in the main content area to the highlighted login box.

- Please ensure that you have carefully read the study **protocol** before attempting entering cases at our electronic Case Report Form (CRF). To do so, please click on the **“Protocol”** icon as shown below. The link to the protocol is also available on the main menu and right side bar of the website in all pages. Alternatively you may directly access the study **protocol** using the following link: <https://esoBenchmark.org/protocol>

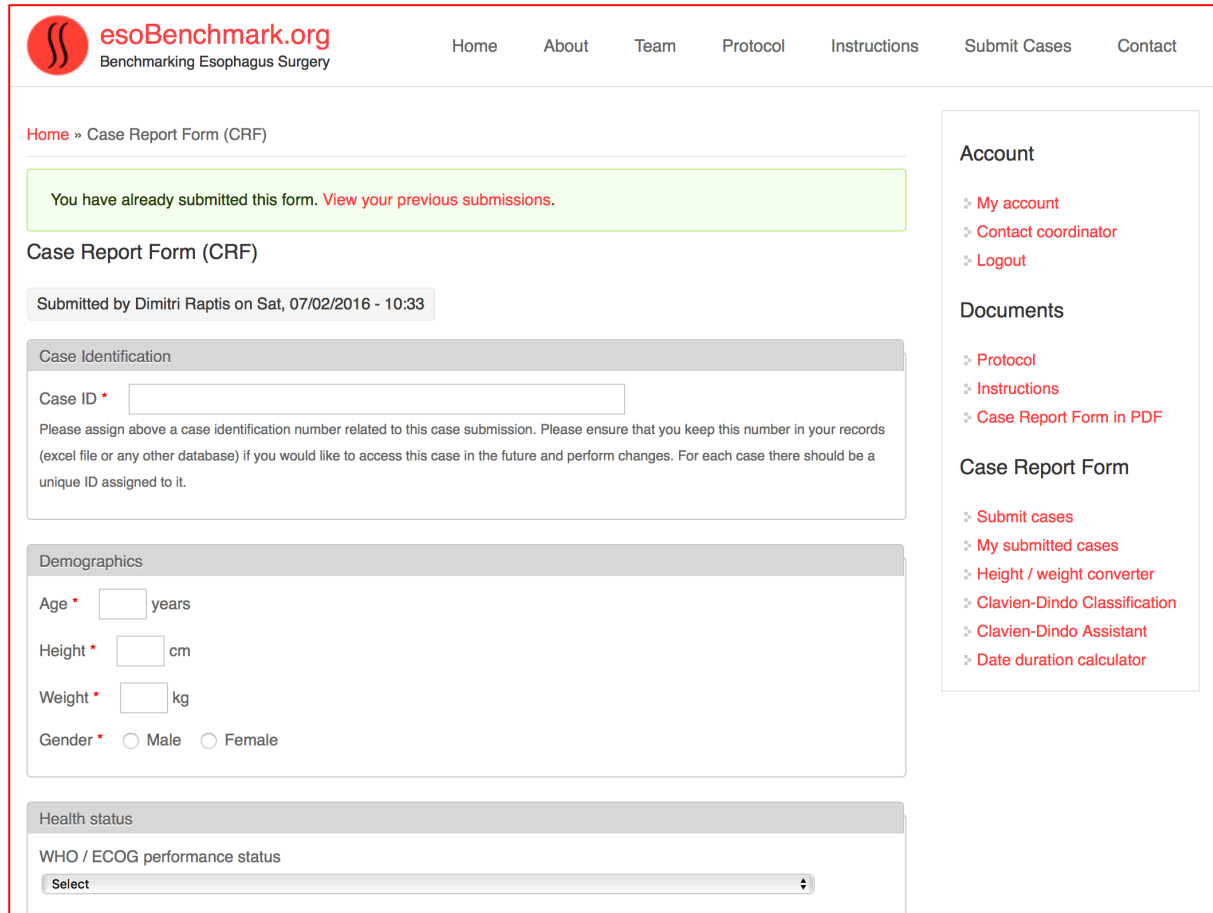


5. To start **submitting your cases** to our electronic **Case Report Form (CRF)** please click on the link **“Submit Cases”** available on the platform as shown below:



6. The **electronic Case Report Form (CRF)** consists of a simple form that you may fill in the data for each case (see image below). Please ensure to complete as much information as possible / available. The **CRF** can be also **accessed directly** using the following link: <https://esoBenchmark.org/CRF> (after you have first logged in)

Fields including a red star at the end of each parameter (*) are mandatory, otherwise you will not be able to submit the specific case. For example, each case should be assigned with a unique Case ID, the first field in the form shown below:



The screenshot shows the 'Case Report Form (CRF)' page on the esoBenchmark.org website. The page has a navigation bar with links: Home, About, Team, Protocol, Instructions, Submit Cases, and Contact. The breadcrumb trail is 'Home » Case Report Form (CRF)'. A green message box states: 'You have already submitted this form. [View your previous submissions.](#)'

The form is titled 'Case Report Form (CRF)' and shows it was submitted by Dimitri Raptis on Sat, 07/02/2016 - 10:33.

Case Identification

Case ID *

Please assign above a case identification number related to this case submission. Please ensure that you keep this number in your records (excel file or any other database) if you would like to access this case in the future and perform changes. For each case there should be a unique ID assigned to it.

Demographics

Age * years

Height * cm

Weight * kg

Gender * Male Female

Health status

WHO / ECOG performance status

Select

Account

- My account
- Contact coordinator
- Logout

Documents

- Protocol
- Instructions
- Case Report Form in PDF

Case Report Form

- Submit cases
- My submitted cases
- Height / weight converter
- Clavien-Dindo Classification
- Clavien-Dindo Assistant
- Date duration calculator

Another **mandatory field** for the successful electronic submission of a case is the **“Complications types and grades according to Clavien-Dindo *”** (see below). This field is mandatory as it is the primary endpoint of this study!

The **first column** indicates the most common **types of complications** after esophageal surgery. The **top row** lists the different **grades of complications according to the Clavien-Dindo classification**. Please rate each type of complication according to Clavien-Dindo. If there were **no complications** encountered, please indicate **“None”** for all types and grades of complications. “I” indicates “Grade I”, “II” indicates “Grade II”, “III” indicates “Grade III”, and so on. If this grid is not clear to you, please visit the Clavien-Dindo Classification page available on the right sidebar of this platform (see image below).

Postoperative complications								
Type and grade of complication according to Clavien-Dindo *								
	None	I	II	IIIa	IIIb	IVa	IVb	V
Anastomotic leak *	<input type="radio"/>	<input type="radio"/>	<input type="radio"/>	<input type="radio"/>	<input type="radio"/>	<input type="radio"/>	<input type="radio"/>	<input type="radio"/>
Conduit necrosis *	<input type="radio"/>	<input type="radio"/>	<input type="radio"/>	<input type="radio"/>	<input type="radio"/>	<input type="radio"/>	<input type="radio"/>	<input type="radio"/>
Conduit leak *	<input type="radio"/>	<input type="radio"/>	<input type="radio"/>	<input type="radio"/>	<input type="radio"/>	<input type="radio"/>	<input type="radio"/>	<input type="radio"/>
Chyle leak *	<input type="radio"/>	<input type="radio"/>	<input type="radio"/>	<input type="radio"/>	<input type="radio"/>	<input type="radio"/>	<input type="radio"/>	<input type="radio"/>
Gastrointestinal *	<input type="radio"/>	<input type="radio"/>	<input type="radio"/>	<input type="radio"/>	<input type="radio"/>	<input type="radio"/>	<input type="radio"/>	<input type="radio"/>
Pulmonary *	<input type="radio"/>	<input type="radio"/>	<input type="radio"/>	<input type="radio"/>	<input type="radio"/>	<input type="radio"/>	<input type="radio"/>	<input type="radio"/>
Cardiac *	<input type="radio"/>	<input type="radio"/>	<input type="radio"/>	<input type="radio"/>	<input type="radio"/>	<input type="radio"/>	<input type="radio"/>	<input type="radio"/>
Thromboembolic *	<input type="radio"/>	<input type="radio"/>	<input type="radio"/>	<input type="radio"/>	<input type="radio"/>	<input type="radio"/>	<input type="radio"/>	<input type="radio"/>
Urologic *	<input type="radio"/>	<input type="radio"/>	<input type="radio"/>	<input type="radio"/>	<input type="radio"/>	<input type="radio"/>	<input type="radio"/>	<input type="radio"/>
Infection *	<input type="radio"/>	<input type="radio"/>	<input type="radio"/>	<input type="radio"/>	<input type="radio"/>	<input type="radio"/>	<input type="radio"/>	<input type="radio"/>
Neurologic *	<input type="radio"/>	<input type="radio"/>	<input type="radio"/>	<input type="radio"/>	<input type="radio"/>	<input type="radio"/>	<input type="radio"/>	<input type="radio"/>
Wound infection *	<input type="radio"/>	<input type="radio"/>	<input type="radio"/>	<input type="radio"/>	<input type="radio"/>	<input type="radio"/>	<input type="radio"/>	<input type="radio"/>

This table (grid) shown in the image above was created to record with a single click the type of as well as the grade of the same complication according to the Clavien-Dindo Classification of Surgical Complications.

For example, if in a case there was an anastomotic leak that was managed surgically, the complication would be Grade IIIb as shown below:

Type and grade of complication according to Clavien-Dindo *								
	None	I	II	IIIa	IIIb	IVa	IVb	V
Anastomotic leak *	<input type="radio"/>	<input type="radio"/>	<input type="radio"/>	<input type="radio"/>	<input checked="" type="radio"/>	<input type="radio"/>	<input type="radio"/>	<input type="radio"/>

Please ensure you included all types and grades of complications in this table. For additional types of complications not listed in the grid above, please grade them according to the Clavien-Dindo Classification of Surgical Complications in the separate text area shown below:


If there were additional types of complications encountered not listed above, please indicate below:

Additional complication 1: Type: Hiatal hernia with bowel strangulation, Grade IIIb.
 Additional complication 2: Type: _____, Grade _____.
 Additional complication 3: Type: _____, Grade _____.
 Additional complication 4: Type: _____, Grade _____.
 Additional complication 5: Type: _____, Grade _____.

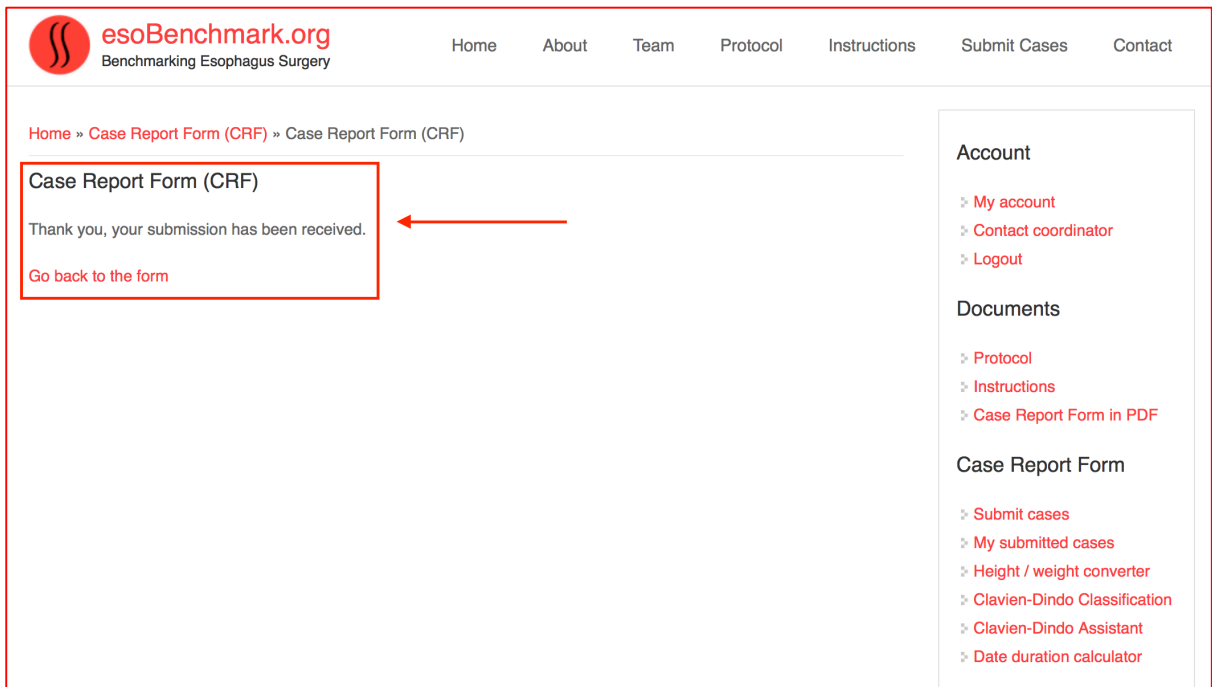
7. Please ensure to click on the “**Submit**” button at the end of the form to successfully submit each case you added data for as shown below:

Comments (optional)

Submit



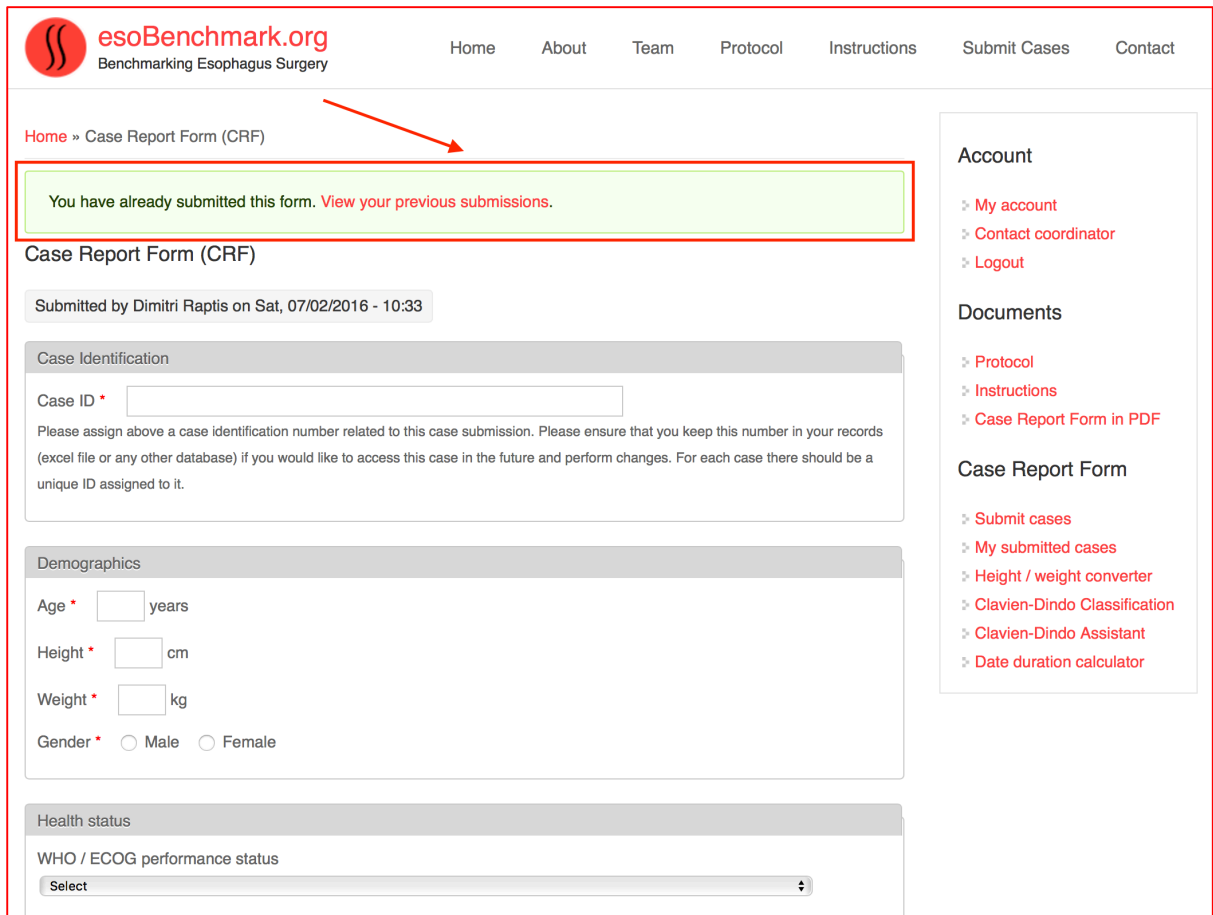
8. Please click on the “**Submit**” button only once and wait until you receive the **confirmation** shown below:



The screenshot shows the website header with the logo and navigation menu (Home, About, Team, Protocol, Instructions, Submit Cases, Contact). The breadcrumb trail is Home > Case Report Form (CRF) > Case Report Form (CRF). The main content area displays a confirmation message: "Case Report Form (CRF) Thank you, your submission has been received." with a red arrow pointing to the message. Below the message is a link: "Go back to the form". On the right side, there is a sidebar menu with sections: Account (My account, Contact coordinator, Logout), Documents (Protocol, Instructions, Case Report Form in PDF), and Case Report Form (Submit cases, My submitted cases, Height / weight converter, Clavien-Dindo Classification, Clavien-Dindo Assistant, Date duration calculator).

9. To **submit the next case**, click on the “**Go back to the form**” link shown above or click on the “**Submit cases**” link available in the main menu or the right side bar of the website.

10. If for any reason you would like to access the list of your previous case submissions, please click on the “**View your previous submissions.**” links available on the top of the form as shown below:



Home » Case Report Form (CRF)

You have already submitted this form. [View your previous submissions.](#)

Case Report Form (CRF)

Submitted by Dimitri Raptis on Sat, 07/02/2016 - 10:33

Case Identification

Case ID *

Please assign above a case identification number related to this case submission. Please ensure that you keep this number in your records (excel file or any other database) if you would like to access this case in the future and perform changes. For each case there should be a unique ID assigned to it.

Demographics

Age * years

Height * cm

Weight * kg

Gender * Male Female

Health status

WHO / ECOG performance status

Select

Account

- My account
- Contact coordinator
- Logout

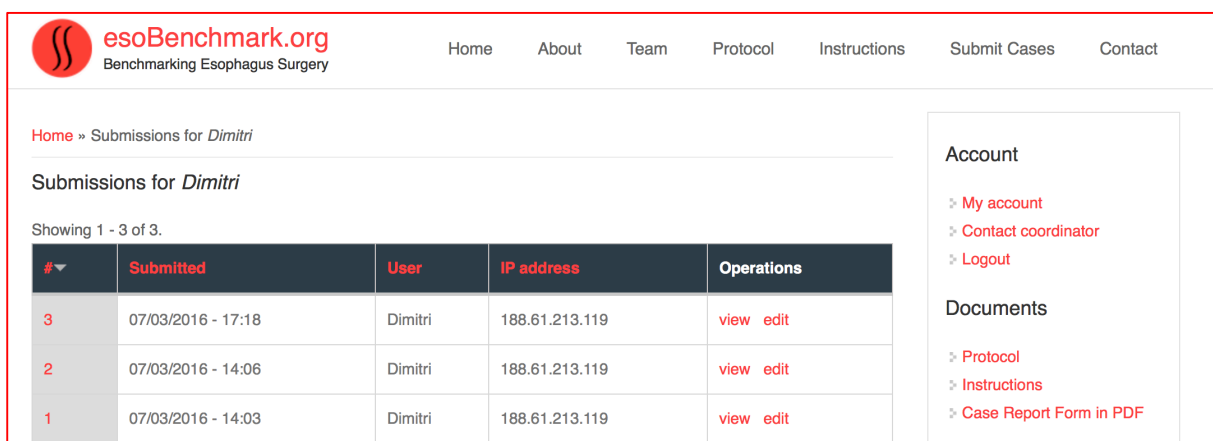
Documents

- Protocol
- Instructions
- Case Report Form in PDF

Case Report Form

- Submit cases
- My submitted cases
- Height / weight converter
- Clavien-Dindo Classification
- Clavien-Dindo Assistant
- Date duration calculator

Then you will be provided with the list of cases (only the ones that you have submitted) where you may view or edit again, as shown below:



Home » Submissions for Dimitri

Submissions for *Dimitri*

Showing 1 - 3 of 3.

#	Submitted	User	IP address	Operations
3	07/03/2016 - 17:18	Dimitri	188.61.213.119	view edit
2	07/03/2016 - 14:06	Dimitri	188.61.213.119	view edit
1	07/03/2016 - 14:03	Dimitri	188.61.213.119	view edit

Account

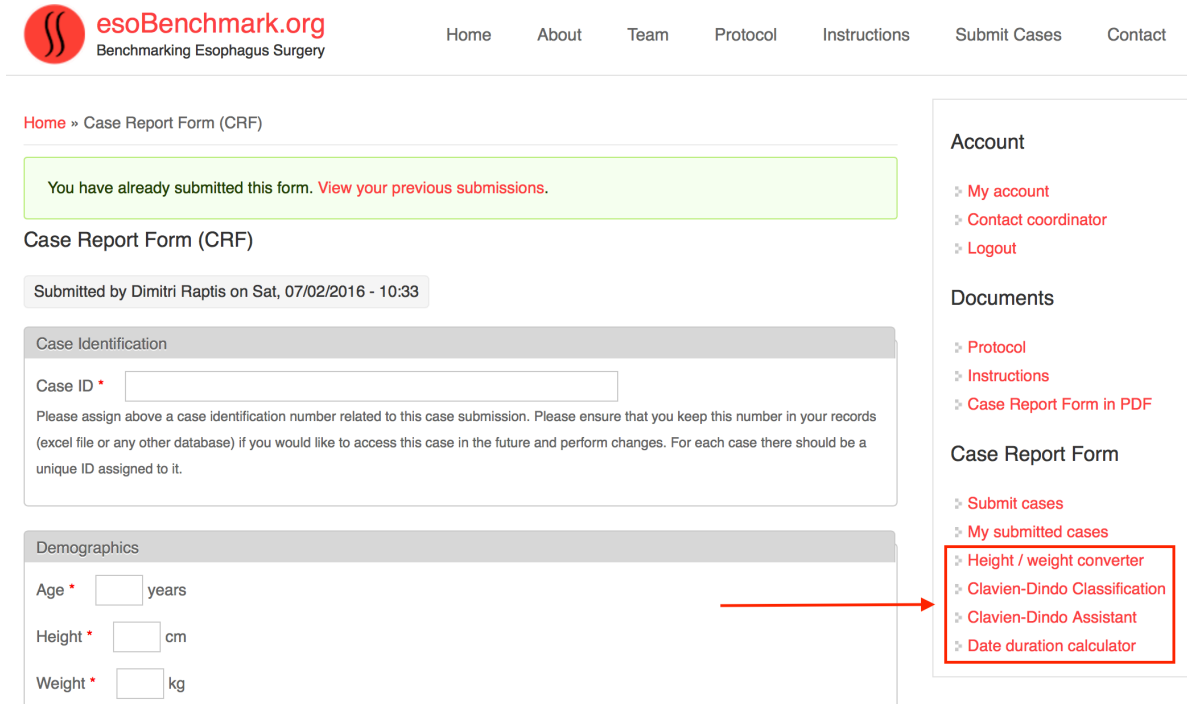
- My account
- Contact coordinator
- Logout

Documents

- Protocol
- Instructions
- Case Report Form in PDF

Please ensure to save your changes by clicking on the “Submit” button at the end of the page.

11. We have also made available for your convenience and to ensure unified and accurate data collection several **online calculators** that are accessible at the right side bar of the website (after having first logged in) as shown below.



The screenshot shows the website's navigation bar with links: Home, About, Team, Protocol, Instructions, Submit Cases, and Contact. The breadcrumb trail is 'Home » Case Report Form (CRF)'. A green notification box states: 'You have already submitted this form. [View your previous submissions.](#)'

The main content area is titled 'Case Report Form (CRF)' and shows a submission by Dimitri Raptis on Sat, 07/02/2016 - 10:33. The form is divided into sections: 'Case Identification' and 'Demographics'.

The 'Case Identification' section includes a 'Case ID' field with a note: 'Please assign above a case identification number related to this case submission. Please ensure that you keep this number in your records (excel file or any other database) if you would like to access this case in the future and perform changes. For each case there should be a unique ID assigned to it.'

The 'Demographics' section includes fields for 'Age' (years), 'Height' (cm), and 'Weight' (kg).

The right sidebar contains a menu with the following items:

- Account
 - My account
 - Contact coordinator
 - Logout
- Documents
 - Protocol
 - Instructions
 - Case Report Form in PDF
- Case Report Form
 - Submit cases
 - My submitted cases
 - Height / weight converter
 - Clavien-Dindo Classification
 - Clavien-Dindo Assistant
 - Date duration calculator

A red arrow points from the 'Clavien-Dindo Classification' link in the sidebar to the 'Case Identification' section of the CRF form.

If you are not familiar with the **Clavien-Dindo Classification** of Surgical Complications, the parameter associated with the **primary endpoint** of the study, please ensure that you have first read and understood clearly the different grades available at the link "**Clavien-Dindo Classification**" as shown above.

12. If you have any **questions** or something is **unclear** regarding the study design, protocol or CRF, please contact **Dr Henner Schmidt** by using our **online contact form** or by contacting him **directly** (by email: (Henner.Schmidt@usz.ch)). The **link** to the online contact form is available at the main menu and right side bar of our website. Alternatively you may use the direct link: <https://esoBenchmark.org/contact>

Thank you

Dr Henner Schmidt and Dr Dimitri Raptis
On behalf of the *esoBenchmark.org* Team